

## Inside this issue:

Economic & Market Perspectives	1
What is the Federal Funds Rate?	1
On the Road to Retirement, Beware of These Five Risks	2
Can the Federal Funds Rate Affect the Economy?	3
Down the Donut Hole: The Medicare Coverage Gap	3
Infographic: Working in Retirement	4

## Contact us:

8700 W. Bryn Mawr Ave.  
Suite 410-N  
Chicago, Illinois 60631  
773.714.1540 Main  
773.714.1550 Facsimile  
www.fsadvisorygroup.com

## Economic &amp; Market Perspectives

The third quarter proved to be very strong for U.S. stocks. Favorable economic indicators and encouraging corporate earnings reports were enough to quell investor concerns over the continuing saga that is the back-and-forth trade tariffs between the U.S. and China. Corporate earnings continued to soar on the heels of corporate tax cuts, consumer spending, and global growth.

The Federal Open Market Committee (FOMC) meets twice more, in early November and mid-December, with the likelihood of at least one more interest rate increase on tap. The economy enjoyed robust growth during the second quarter, according to the gross domestic product. Will growth approach 4% in the last quarter of the year? If consumer spending continues to expand as it did

during the summer months, economic expansion could equal or surpass the third-quarter growth rate.

Additional significant gains in stock prices may depend on easing of concerns over non-U.S. economic growth and the behavior of the U.S. bond market. While the agreement between the U.S., Mexico and Canada reinforces our belief that trade outcomes will be better than threatened, the path forward could still be bumpy, especially as the U.S. and China remain at an impasse. Political uncertainties in Europe and isolated problems in emerging markets could continue to weigh on sentiment toward non-U.S. economic growth. Even if protectionist threats recede and global growth firms, bond yields will still likely increase, restraining valuations. As a result, we

## What is the Federal Funds Rate?

The federal funds rate is the interest rate at which banks lend funds to each other from their deposits at the Federal Reserve (the Fed), usually overnight, in order to meet federally mandated reserve requirements. Basically, if a bank is unable to meet its reserve requirements at the end of the day, it borrows money from a bank with extra reserves. The federal funds rate is what banks charge each other for overnight loans. This rate is referred to as the federal funds effective rate and is negotiated between borrowing and lending banks.

The Federal Open Market Committee sets a target for the federal funds rate. The Fed does not directly control consumer savings or credit rates directly; it can't require that banks use the federal funds rate for loans.

Instead, the Fed lowers the federal funds rate by buying government-backed securities (usually U.S. Treasuries) from banks, which adds to the banks' reserves. Having excess reserves, banks will lower their lending rates for overnight loans in order to make some interest on the excess reserves. To raise rates, the Fed sells securities to banks, decreasing the banks' reserves. If enough banks need to borrow to meet overnight reserve requirements, banks with extra reserves will raise their lending rates.

The federal funds rate serves as a benchmark for many short-term rates, such as savings accounts, money market accounts, and short-term bonds. Banks also base the prime rate on the federal funds rate. Banks often use the prime rate as the basis

## 2018 Returns

S&P 500	10.56%
NASDAQ	20.18%
Russell Small Cap	11.51%
Russell Mid Cap	7.46%
MSCI EAFE	-1.43%
MSCI World	5.43%
Barclay US Agg. Bond	-1.60%
Barclay Municipal Bond	-0.40%

think U.S. stock market returns will be modest.

Given solid U.S. economic growth, moderately rising inflation and the ongoing unwinding of the balance sheet, the benchmark 10-year Treasury yield is poised to move irregularly higher, creating further headwinds for stock valuations.

Source: Nuveen Asset Management

for interest rates on deposits, bank loans, credit cards, and mortgages.

*The FDIC insures CDs and bank savings accounts, which generally provide a fixed rate of return, up to \$250,000 per depositor, per insured institution. The principal value of bonds may fluctuate with market conditions. Bonds redeemed prior to maturity may be worth more or less than their original cost. Investments seeking to achieve higher yields also involve a higher degree of risk. U.S. Treasury securities are backed by the full faith and credit of the U.S. government as to the timely payment of principal and interest.*

Source: Federal Reserve, 2018

## On the road to Retirement, Beware of These Five Risks



On your journey to retirement, you'll likely face many risks that have the potential to throw you off course. Following are five common challenges retirement investors face. Take some time now to review and understand them before your journey takes an unplanned detour.

### 1. Traveling aimlessly

Setting out on an adventure without a definitive destination can be exciting, but probably not when it comes to saving for retirement. As you begin your retirement strategy, one of the first steps you'll need to take is identifying a goal. While some people prefer to establish one big lump-sum accumulation amount — for example, \$1 million or more — others find that type of number daunting. They might focus on how much their savings will need to generate each month during retirement — say, the equivalent of \$5,000 in today's dollars, for example. ("In today's dollars" refers to the fact that inflation will likely increase your future income needs. These examples are for illustrative purposes only. They are not meant as investment advice.)

Regardless of the approach you follow, setting a goal may help you better focus your investment strategy. In order to set a realistic target, you'll need to consider a number of factors — your desired lifestyle, pre-retirement income, health, Social Security benefits, any traditional pension benefits you or your spouse may be entitled to, and others. Examining your personal situation both now and in the future can help you determine how much you may need to accumulate.

### 2. Investing too conservatively...

Another key to determining how much you may need to save on a regular basis

is targeting an appropriate rate of return, or how much your contribution dollars may earn on an ongoing basis. Afraid of losing money, some retirement investors choose only the most conservative investments, hoping to preserve their hard-earned assets. However, investing too conservatively can be risky, too. If your investment dollars do not earn enough, you may end up with a far different retirement lifestyle than you had originally planned.



### 3. ...Or too aggressively

On the other hand, retirement investors striving for the highest possible returns might select investments that are too risky for their overall situations. Although you might consider investing at least some of your retirement portfolio in more aggressive investments to potentially outpace inflation, the amount you invest in such higher-risk vehicles should be based on a number of factors. Appropriate investments for your retirement savings mix are those that take into consideration your total savings goal, your time horizon (or how much time you have until retirement), and your ability to withstand changes in your account's value. Would you be able to sleep at night if your portfolio lost 10%, 15%, even 20% of its overall value over a short time period? These are the types of scenarios you must consider when choosing an investment mix.

### 4. Giving in to temptation

On the road to retirement, you will likely face many financial challenges as well — the unplanned need for a new car, an unexpected home repair, an unforeseen medical expense are just some examples.

During these trying times, your retire-

ment savings may loom as a potential source of emergency funding. But think twice before tapping your retirement savings assets, particularly if your money is in an employer-sponsored retirement plan or an IRA. Consider that:

- Any dollars you remove from your portfolio will no longer be working for your future
- You may have to pay regular income taxes on distribution amounts that represent tax-deferred investment dollars and earnings
- If you're under age 59½, you may have to pay an additional penalty tax of 10% to 25% (depending on the type of plan and other factors; some exceptions apply)

For these reasons, it's best to carefully consider all of your options before using money earmarked for retirement.



### 5. Prioritizing college saving over retirement

Many well-meaning parents may feel that saving for their children's college education should be a higher priority than saving for their own retirement. "We can continue working, if needed," or "our home will fund our retirement," they may think. However, these can be very risky trains of thought. While no parent wants his or her children to take on a heavy debt burden to pay for education, loans are a common and realistic college-funding option — not so for retirement. If saving for both college and retirement seems impossible, consider speaking with a financial professional who can help you explore the variety of tools and options.

## Can the Federal Funds Rate Affect the Economy?

The Federal Open Market Committee (FOMC) is the policymaking branch of the Federal Reserve. One of its primary responsibilities is setting the federal funds target rate. The FOMC meets eight times per year, after which it announces any changes to the target rate. The Federal Reserve (the Fed), through the FOMC, uses the federal funds rate as a means to influence economic growth.

If interest rates are low, the presumption is that consumers can borrow more and, consequently, spend more. For instance, lower interest rates on car loans, home mortgages, and credit cards make them more accessible to consumers. Lower interest rates often weaken the value of the dollar compared to other currencies. A weaker dollar means

some foreign goods are costlier, so consumers will tend to buy American-made goods. An increased demand for goods and services often increases employment and wages. All of which should stimulate the economy. This is essentially the course the FOMC took following the 2008 financial crisis in an attempt to spur the economy.

However, if money is too plentiful, demand for goods may exceed supply, which can lead to increasing prices. As prices increase (inflation), demand for goods decreases, slowing overall economic growth. When the economy recedes, the need for labor decreases, unemployment grows, and wage growth slows. To counteract rising inflation, the Fed raises the target rate. When interest rates on loans and mortgages move

higher, money becomes more costly to borrow. Since loans are harder to get and more expensive, consumers and businesses are less likely to borrow, which slows economic growth and reels in inflation.

The Fed monitors many economic reports that track inflationary trends and economic growth. The Fed's preferred measure of inflation is the Price Index for Personal Consumption Expenditures produced by the Department of Commerce. To forecast economic growth, the Fed looks at changes in gross domestic product and the unemployment rate, along with several other economic indicators, such as durable goods orders, housing sales, and business fixed investment.

*Source: Federal Reserve, 2018*

## Down the Donut Hole: The Medicare Coverage Gap

One of the most confusing Medicare provisions is the prescription drug coverage gap, often called the "donut hole." It may be clearer if you consider the gap within the annual "lifecycle" of Medicare Part D Prescription Drug Coverage. This also applies to drug coverage that is integrated into a Part C Medicare Advantage Plan.

**Annual deductible.** Prescription drug plans typically have an annual deductible not exceeding \$405 in 2018. Before reaching the deductible, you will pay the full cost of your prescriptions, although you may receive negotiated discounts.

**Initial coverage period.** After you meet the annual deductible, your plan will pay a portion of your prescription drug costs, and you will typically have a

copayment or coinsurance amount. A 25% coinsurance amount is the standard coverage required by Medicare, but most plans have different levels or "tiers" of copayments or coinsurance for different types of drugs.

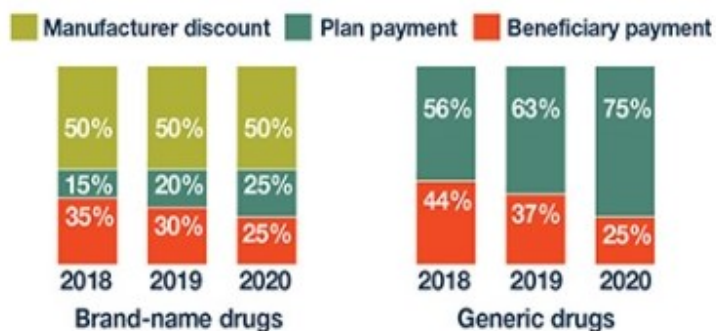
**Coverage gap.** When you and your plan combined have spent a specified amount on drugs for the year (\$3,750 in 2018), you enter the coverage gap. In 2018, you pay 35% of your plan's price for covered brand-name prescription drugs and 44% of the price for generic drugs. The gap is closing over the next two years (see chart).

You remain in the coverage gap until you reach an annual out-of-pocket spending limit (\$5,000 in 2018). Spending that counts toward the limit includes

your deductible, copay, and coinsurance; the manufacturer's discount on brand-name drugs in the coverage gap; and your out-of-pocket payments in the gap. It does not include your premiums, the amount the plan pays, or your payments for noncovered drugs.

**Catastrophic coverage.** Once you have reached the out-of-pocket limit, you receive catastrophic coverage with much lower payments. In 2018, you would pay the greater of 5% of drug costs or \$3.35/\$8.35 for each generic and brand-name drug, respectively.

Some plans have more generous coverage in the gap. You may be able to avoid the coverage gap by using generic medicine, when appropriate, to lower your drug costs.



Beginning in 2013, the Affordable Care Act required drug manufacturers to provide a 50% discount on brand-name drugs, and since then the percentage that beneficiaries must pay has been gradually reduced. By 2020, beneficiaries will pay no more than the standard 25% coinsurance amount for all covered drugs, effectively ending the coverage gap.

*Source: Centers for Medicare and Medicaid Services*




*At Financial Solutions you'll find a fee-only Registered Investment Advisor (RIA) committed to putting your interests and your needs first, eliminating the commissions and self-serving incentives that get in the way of solid, successful financial planning and investment management.*


**Please contact us if you would like to receive this publication by e-mail.**


8700 W. Bryn Mawr Ave.  
Suite 410-N  
Chicago, Illinois 60631  
773.714.1540 Main  
773.714.1550 Facsimile  
www.fsadvisorygroup.com

# Do You Plan to Work in Retirement?

The 2018 Retirement Confidence Survey found that more than two-thirds of all workers surveyed expect that paid work will play a role as a source of retirement income. If you believe that working for pay will supplement at least some of your retirement income, consider the following facts.

- **1 More people are working beyond age 65**

According to the Bureau of Labor Statistics, 37% of men and 28% of women between the ages of 65 and 69 were still in the workforce in 2017. In addition, 17% of men and 10% of women age 70 and older were still working.
- **2 Social Security imposes an "earnings limit"**

If you plan to work and claim Social Security benefits before reaching your full retirement age (66 to 67, depending on year and month of birth), you will be subject to an earnings limit (\$17,040 in 2018). Above that limit, \$1 will be withheld from your benefit for every \$2 earned. In the year you reach full retirement age, you will lose \$1 for every \$3 earned above a higher limit (\$45,360 in 2018). Once you reach full retirement age, there is no reduction in benefits.
- **3 Income for older workers is on the rise**

According to the U.S. Census Bureau, the average earnings for workers age 65 and older increased by 47.6% between 2000 and 2015, a far greater increase than that of any other age group.